

LIQUID SOAP DISPENSERS

SURFACE

Automatic



DJ0160AS
Satin finish

General Description

- Wall-mounted soap dispenser of 800 ml of capacity, with touchless activation and made of ABS body with a 0.5 mm thick aluminum frame, satin finish.
- The touch free design operates when the built-in infrared smart sensor senses motion under the nozzle and dispenses the liquid.
- Touch-free dispensing prevents cross contamination and germ spread.
- The stylish and functional design of this soap dispenser makes it perfect for any bathroom.
- Transparent plastic content viewer (polycarbonate) on the front.
- Lock with special key to deter theft and vandalism.
- Operates on six AA alkaline batteries (**not supplied**), providing more than 17,000 operating cycles.
- Flashing LED for battery change.
- Dispenses liquid soap.
- It is recommended to use liquid soap with the following characteristics:
 - Density between 0.9 and 1.35 kg / dm³
 - Viscosity between 500 and 2,500 cps
- Also admits hand sanitizer solutions with up to 80% alcohol content, with a density between 0.9 and 1.35 kg / dm³ and a maximum viscosity of 3,500 cps, **as long as the original rubber tube of the DJ0160AS will be changed for the silicone tube Mediclinics code "RCDJ0160AS-T"**.

It does not admit soaps or hand sanitizer solutions that contain methanol, chlorine and solid or abrasive particles.

- Screws and plastic plugs to mount on a brick wall supplied.

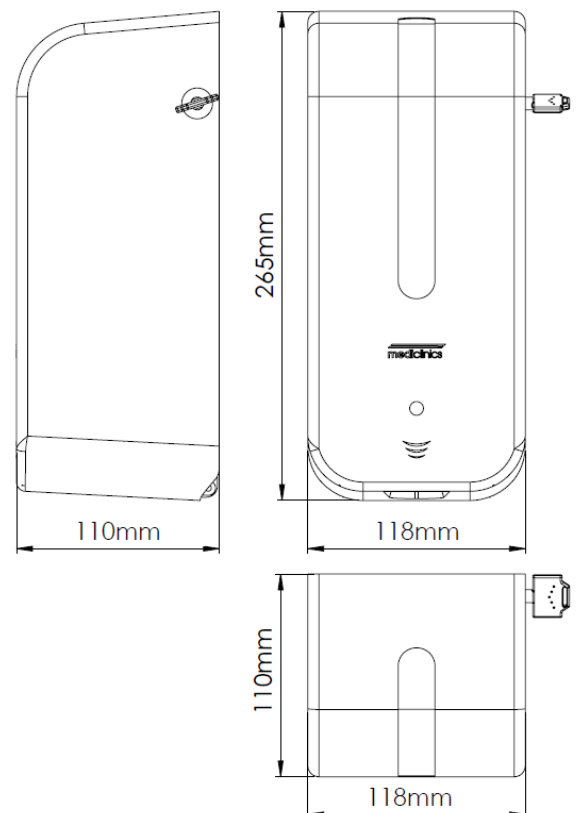
Components & materials

- **COVER:** made of black ABS, with hinges that allow swing it for operator convenience and boosting speed of service. Lock located in the upper right side that opens with provided Mediclinics key.
- **COVER FRAME:** made of aluminum, 0.5 mm thick, satin finish.
- **WALL PLATE:** made of ABS. It is mounted on the wall by means of four stainless steel screws (provided) with their corresponding plastic plugs (also provided).
- **INNER PLASTIC TANK:** refillable with a 0.8L capacity and made of Polyethylen. It prevents oxidation and assures an easy removal for cleaning and disinfection purposes.
- **VALVE:** anti-drip and corrosion resistant, made of elastomeric material. It dispenses 1.0 – 2.0 ml of soap per service.
- **POWER:** 6 AA alkaline batteries (not provided).

Technical specifications

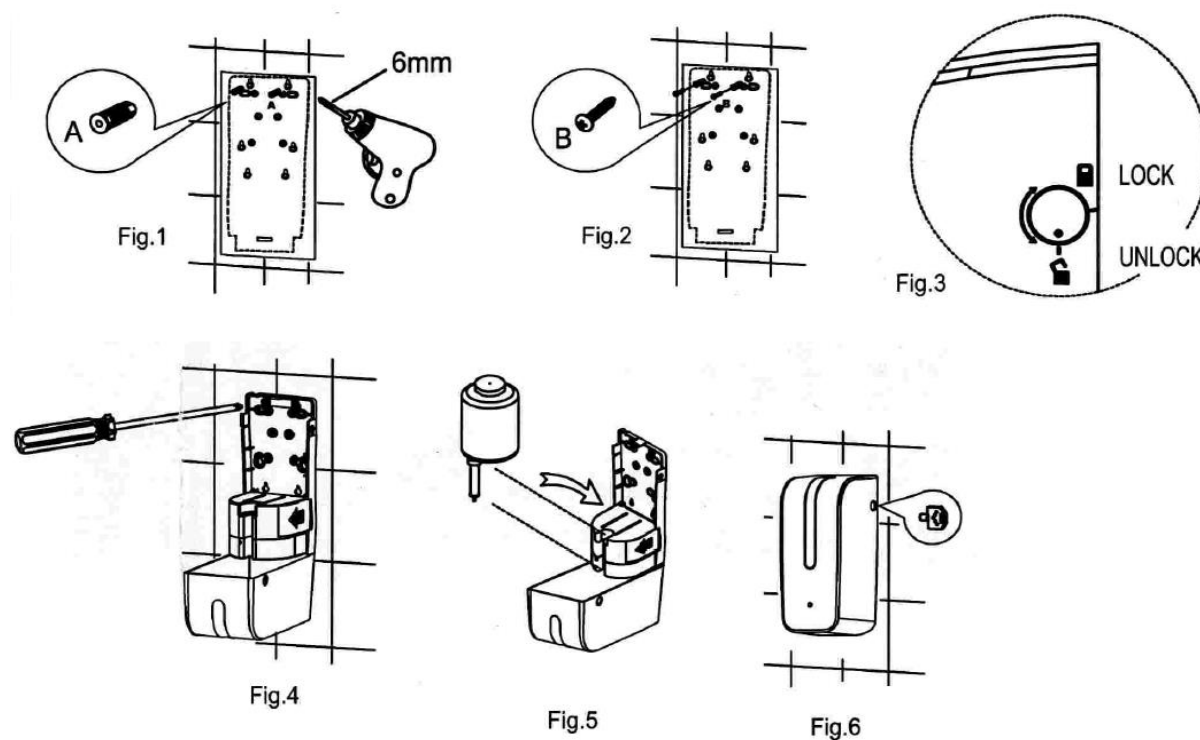
Dimensions	118 x 265 x 110 mm
Capacity	0.8 L
Cover frame thickness	0.5 mm
Net weight	0.75 Kg
Quantity dispensed per pump	1.0 - 2.0 ml

Dimensions

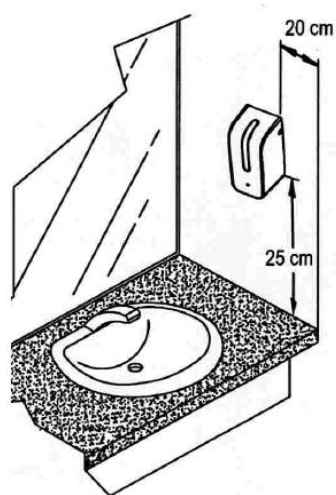


Dimensions: ± 4%

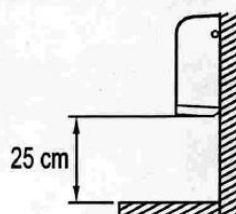
MOUNTING TEMPLATE



1. Paste the installation template at appropriate location on the wall.
2. Drill two holes dia. $\varnothing 6\text{mm}$, insert plastic dowels . (Fig. 1)
3. Insert two screws into dowels, and partially screw in.
Remove the template. (Fig. 2)
4. USE key to unlock and remove the soap dispenser casing. (Fig. 3)
5. Remove soap tank.
6. Hang soap dispenser onto the screws.
7. Tighten the screws. (Fig. 4)
8. Put soap tank back into housing and close casing. (Fig. 5)
9. Use key to lock casing. (Fig. 6)



1. Check if surface of wall is smooth and clean.
2. Note the distance between two dispensers or from wall must be $\geq 25\text{cm}$.
3. Make sure there are no obstructions below unit.



VERY IMPORTANT: do not install this soap dispenser inside the shower, as its electrical components can be seriously damaged by water and the dispenser stops working.