



SMART! COMMAND **Invisi II Electronic Flush Panel**

Electronic hands-free, Bluetooth® enabled



SMART COMMAND

Invisi Series II Electronic Flush Panel



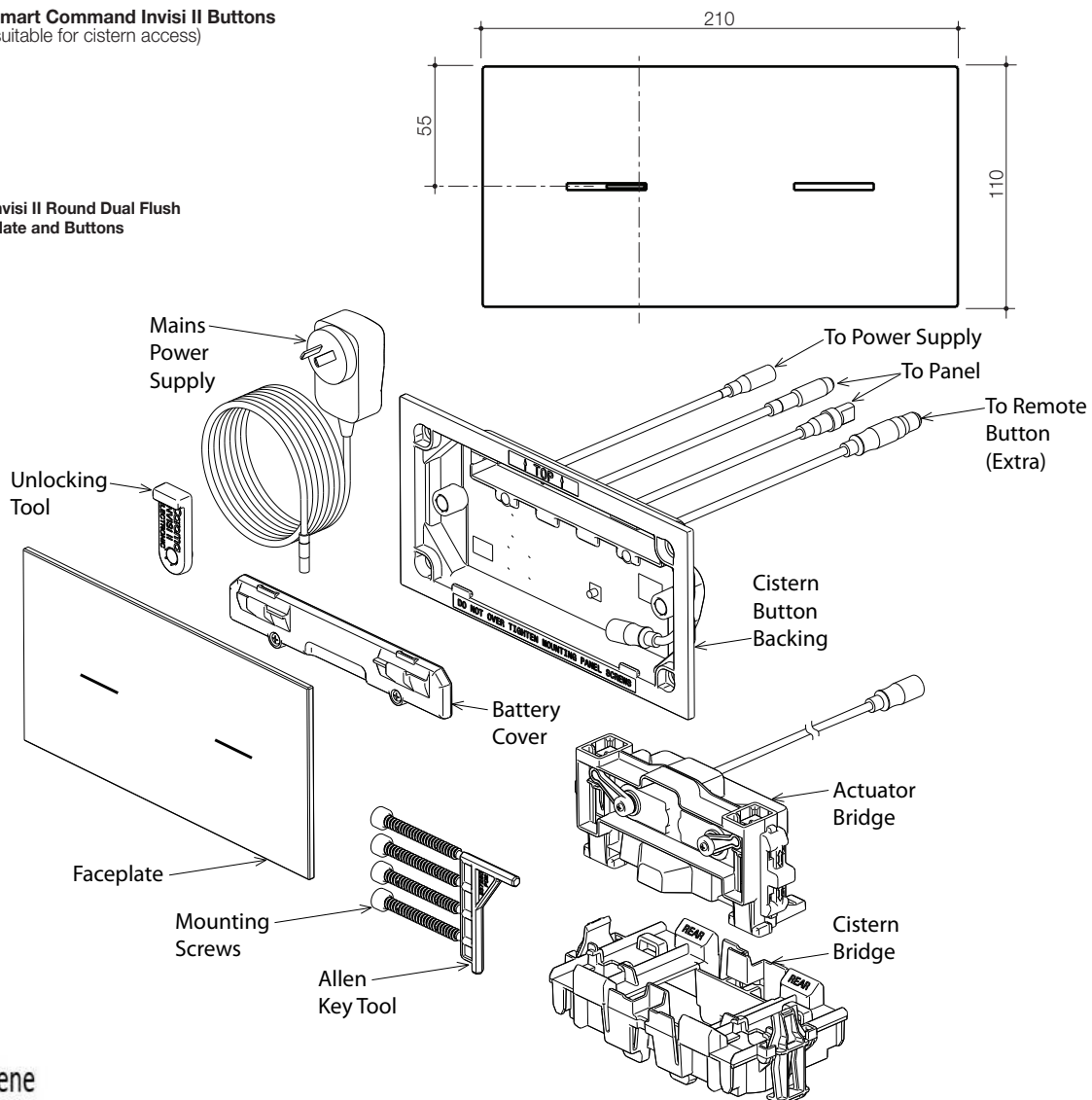
- RESPONSIVE INFRARED SENSING ELECTRONIC FLUSH PANEL, DESIGNED FOR COMMERCIAL APPLICATIONS
 - ELECTRONIC FLUSH PANEL INTEGRATED INTO EXISTING PNEUMATIC CISTERN WITH A SIMPLE MODIFICATION (PARTS INCLUDED)
 - BLUETOOTH ENABLED FOR DIRECT ACCESS FROM A SMART DEVICE AND ALSO COMMUNICATION TO GATEWAY*
 - SMART DEVICE MOBILE APPLICATION ENABLES FASTER COMMISSIONING AND MAINTENANCE
 - INTEGRATED BATTERY BACKUP SYSTEM IN CASE OF POWER OUTAGES
 - COMPLETE WITH INVISI CISTERN ELECTRONIC PARTS AND POWER SUPPLY
 - PANEL AVAILABLE IN GLASS AND METAL FINISHES
- *Bluetooth signal strength is subject to surrounding surfaces such as masonry and other substrates in the bathroom area*

Part Number	Material	Finish
238000BN	Metal	Brushed Metal
238000C	Metal	Chrome
238010B	Glass	Black
238010W	Glass	White

Hygienic Flush:	Hygienic flush every 24 hours (Optional).
Electronics:	Supply voltage to the system is 240V AC 50Hz. Operating current 11 volts DC. Battery Backup pack included.
Installation:	Can be installed in a new or existing Invisi II dual flush cistern.
Colours:	Brushed Nickel (Metal), Chrome (Metal), Black (Glass), White (Glass).
Dimensions:	All dimensions are in millimetres and are subject to normal manufacturing tolerances. Caroma pursues a policy of continuing improvement in design and performance of its products. The right is therefore reserved to vary specifications without notice.

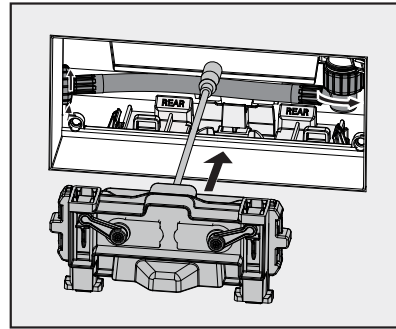
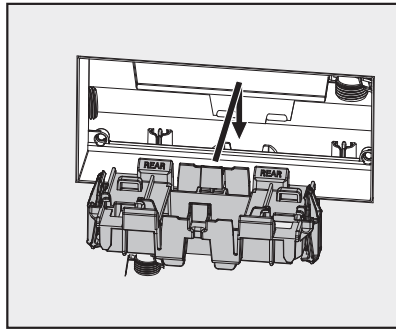
Smart Command Invisi II Buttons
(suitable for cistern access)

Invisi II Round Dual Flush Plate and Buttons

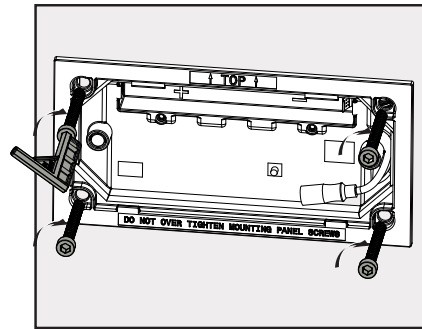
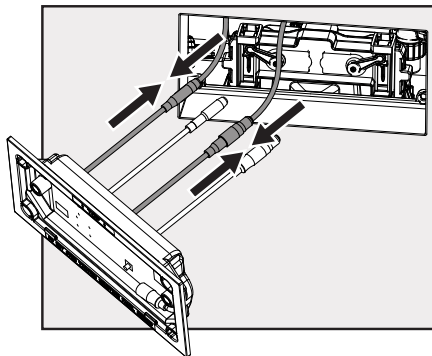


SMART COMMAND

Invisi Series II Electronic Flush Panel



Install Electronic Cistern Bridge followed by the installation of the Actuator Bridge



Connection and installation of the Cistern Button Backing Module

SMART COMMAND **Technical Data**

Invisi Series II Electronic Flush Panel

Ethernet Gateway Dimensions	Height: 211mm x Width, 110mm x Thickness: 8mm
Ethernet Gateway Weight	650g
Power Supply	Wall mounted power pack (supplied)
Sensor Type	Infra-Red.
Power Consumption	Max. 20mA
Plug Pack Input	240 VAC 50/60 Hz
Plug Pack Output	6V DC
Ambient Temperature	0°C...60°C
BMS Connection Type	BMS connection via Caroma Smart Command Bluetooth® Gateway (410100) & Concentrator (410101)
Communication Protocol	Bluetooth 4.0
Power Supply EMC Approvals	CE, C-Tick and FCC
Power Supply Safety Approvals	RMC, UL, CUL, TUV, GS, SAA, CE and CB
Power Supply Safety Compliance	AS/NZS 60950, UL 60950, EN 60950, IEC 60950
ROHS Compliance	EN50581:2012
EMC Compliance	EN 301 489-1 V2.1.1, EN 300 328 V2.1.1, EN 623111, EN62368-1: 2014, AS/NZS CISPR 32:2015 (ITE Class B)
Electrical Safety Compliance	IEC 60950-1, UL 60950-1, CSA C22.2 60950-1
Complies with EC Directives	RoHS2 Directive 2011/65/EU, Waste Electrical and Electronic Equipment (WEEE) Directive 2002/96/EC, Registration, Evaluation, Authorisation and Restriction of Chemicals (REACH) Directive, Conflict Minerals Directive
Packaging	Dimensions: H: 250 mm x L: 350 mm x D: 100 mm Weight: 900 g Quantity: 1

Hands Free Hygiene

P: 1800 782 088 | sales@handsfreehygiene.com.au

Handsfreehygiene.com.au

01.08.2018